



Newsletter 24th April 2020

Bounce for Bytes

On the 13th March, all of the children in the school took part in our fundraiser 'Bounce for Bytes'. The following Friday (20th) all schools in the Country were instructed to close their doors as a result of COVID-19. At the time, the priority was about ensuring that we were as prepared as we could have been for the school closure - organising skeleton staffing rotas, preparing children's work and liaising with all stakeholders all which became the priority at the time. It was only after the school closure had started that I reflected on the early impact of this happening. As you are aware, the reason for the sponsored bounce was to raise much needed funds for a new laptop trolley and 20 additional laptops so that children would have more opportunity to use these in class. So, I was disappointed at the time as I didn't think that we would be able to collect the sponsorship money for this and that we would have to postpone our plans for the IT improvements. However, I have been amazed and so grateful to everyone who has paid through the Gateway or managed to get the sponsorship money to the school, either just before school closure or in the last couple of weeks. This week we have calculated that altogether and we have managed to raise £3,180.38 which is an incredible achievement at any point of the year but even more so during the current climate and unpredictability of the world that we are currently living in. Added to the money that the Friends of Watton have raised and given to the laptop fund (£4,000), I can now announce that we have enough money to go ahead with our proposed plans and we are now planning on purchasing the laptops and laptop trolley as soon as possible.

There were some children who individually raised incredible amounts of money towards this fundraiser and we have purchased some small prizes to show our gratitude to them all.

Early Years

1st Prize - Samuel Adolfsson
2nd Prize - Erin Coulson
3rd Prize - Chloe Bateman Martin

Key Stage One

1st Prize - Ben Richardson
2nd Prize - Monty Kirk
3rd Prize - Isabelle Berry

Lower Key Stage Two

1st Prize - Eva Richardson
2nd Prize - Charlie Pitt
3rd Prize - Harry O'Brien

Upper Key Stage Two

1st Prize - Amber Carpenter
2nd Prize - Charlie Hajkowski
3rd Prize - Jamie Hanlon

Congratulations to all these children. If you live locally to the school, a member of staff will be able to deliver your prize, otherwise we will keep it safe in school until we see you again.

Healthy

Excellence

Aspirations

Respectful
and
responsible

Truthfulness

Online Safety

What parents need to know about

zoom

**ZOOM BOMBING**


'Zoom bombing' is the term which has been coined to describe unauthorised people joining zoom meetings uninvited and broadcasting pornographic or inappropriate videos. An attacker can hijack a meeting if they know the meeting ID and it isn't reinforced with a password. Not taking preventative measures or implementing privacy controls could open up the risk of children witnessing sexual or inappropriate content with very little notice.

**RISK OF PHISHING**

The rise in popularity of Zoom has led to a rise in hacking operations and phishing campaigns. This is when participants are encouraged to click on links to join what they believe to be legitimate Zoom meetings via email, but which are in fact fraudulent. These scams aim to obtain sensitive information such as user login details, passwords and/or credit card information.

**PRIVACY CONCERNS**

Depending on how the app has been set-up, Zoom can offer very little privacy. In many cases, the meeting hosts can see detailed information about each participant including their full name, phone numbers and maybe even location data. Furthermore, depending on where the camera has been set up or where your child's computer is positioned, private or personal information could be stolen depending on what can be seen in the background.

**LIVE RECORDINGS**

One of the features of Zoom is the ability to record live meetings. By default, only the host of the meeting can usually record live sessions however other meeting members can also record if the host gives them access. Recordings can be stored on devices or on the cloud and can be downloaded and shared with no restrictions. This means that videos, audio clips and transcripts of recordings involving your children could be widely shared on the internet or between users without your authorisation or consent.

**PRIVATE ZOOM MEETINGS**

Zoom has a facility to set up breakout rooms, which enables a private meeting within the main Zoom session. The host can choose to split the participants of the original meeting into separate sessions. This gives children the ability to speak privately away from the main group to other users however chats aren't always monitored by the host and if the meeting has been made public, children could be more vulnerable to experiencing negative comments.

**'LIVE STREAMING' RISKS**

At its very core, Zoom facilitates live streaming. That means it inevitably carries some of the associated risks that live streaming brings. These are likely to be minimal within a controlled environment (for instance when used in a classroom setting for remote learning). However, live streaming means that content isn't always moderated and children who use the app unsupervised or with limited security settings, may be more at risk of exposure to viewing inappropriate material. Other risks can include downloading malicious links, sharing personal information or even potential grooming.



Safety Tips For Parents

REPORT INAPPROPRIATE CONTENT

Remind your child that if they do see something that makes them feel uncomfortable or upset then they need to talk about it and report it. Parents can report unwanted activity, harassment, and cyberattacks to Zoom directly. To help your child, you could try setting up a checklist before they go online, with an agreed set of rules and what they should do if they see something inappropriate.

**USER PRIVATE MEETING IDS & PASSWORDS**

It is always better to set up a meeting with a random ID number generated by Zoom than by using a personal number. This means it is harder to guess and less likely to be hacked. It's important to never share meeting IDs with anybody you don't know and always set-up a password function to allow other people to sign-in. This should already be a default setting that is applied on Zoom.

**PROTECT YOUR PERSONAL DATA**

It's important to discuss with your child that they should not share personal information on Zoom. This includes passwords, their address, phone number, etc. Create your child's account under a false name or pseudonym and always set a custom background to help hide details in your home. Zoom allows you to turn on virtual backgrounds and select your own image to appear behind you.

**BEWARE OF PHISHING EMAILS**

Every time you or your child gets a Zoom link, it's good practice to ensure it has come from the official platform and is not fraudulent. Signs of a phishing email include an unrecognisable email address, an unofficial domain name or a slightly distorted logo. The email itself might also be poorly written or contain suspicious attachments.

**TURN OFF UNNECESSARY FEATURES**

If your child is using Zoom, there are a number of features that you can turn off to make the experience safer for them. For instance, disabling the ability to transfer files or engaging in private chats can help to limit the risk of receiving any malicious attachments or receiving any inappropriate messages. In addition, you can turn off the camera if it is not needed or mute the microphone when not in use.

**USE THE 'VIRTUAL WAITING ROOM' FEATURE**

The waiting room feature on Zoom means that anybody who wants to join a meeting or live session cannot automatically join and must 'wait' for the host to screen them before entering. This is now a default function and adds another layer of security to reduce the likelihood of zoom bombing.

**KEEP YOUR VERSION UPDATED**

It's important to ensure you are using the latest version of Zoom available and always update it if you get a prompt. These updates are usually to fix security holes and without the update you will be more vulnerable to an attack. Check the official website to see what the latest version is and compare it to your own.

**HOST IMPLEMENTED PRIVACY CONTROLS**

If your child is part of a larger group meeting, then it's important to make sure that the host is abiding by Zoom's Terms of Service. This includes the fact that they have gained everybody's permission for the session to be recorded. The host should also have set screen sharing to 'host only' and disabled 'file transfer' to help keep the live stream secure.



Home Learning

Please do not feel obliged to print off worksheets/resources that have been referred to in the home learning packs. The children can view the sheet/resource on screen and write their responses on paper or you can take a photo of their work and send this to the admin team.

During the school closure we will continue to support you as much as we can with home learning activities for the children to be undertaking. The teachers are mainly working remotely from home and the admin team will forward on to them any of your queries or questions regarding the lessons set. We continue to develop opportunities for increased contact and interaction between the staff and children, including stories being read (which are saved on the class pages of the website) and personal phone calls to the children so that they can talk to their teacher.

In the last week, new resources (which are amazing) have been released and are free to use. I am encouraging the teachers to use some of these resources when planning the lessons as they often provide video tutorials which will help the children. For your reference the websites are:

<https://www.bbc.co.uk/bitesize>


<https://whiterosemaths.com/homelearning/>

<https://www.thenational.academy/>

<https://mailchi.mp/talk4writing/home-school-booklets>

Home Learning Gallery

Please email admin with photos of the amazing work both you and your child are proud of so that we can include them in our weekly gallery.



Noah H (Rec)



Zach W (Year 4)



Lexie L (Rec)



Jake (Rec)



Eliza (Year 3)



Liam (Year 3)




Edward (Rec)

A big bravo to Florence in Kestrels for her fantastic "Hunt the clues" maths work this week. She created a brilliant puzzle which involved solving a series of problems, each question more complex than the last, in order to get clues to decipher who had committed the crime. I had great fun working out the answers and I am very proud of Florence and all of her hard work. Well done Florence, Mrs Clarke



Libby (Year 5)




Logan (Nur)



Anya (Year 3)



Aimee A (Year 4)




Bertie (Year 2)



Finley S (Year 1)

Akaal (Year 1)



Owen (Year 3)



Grace F (Nur)




Lexie and Eliza L



Jake and Liam

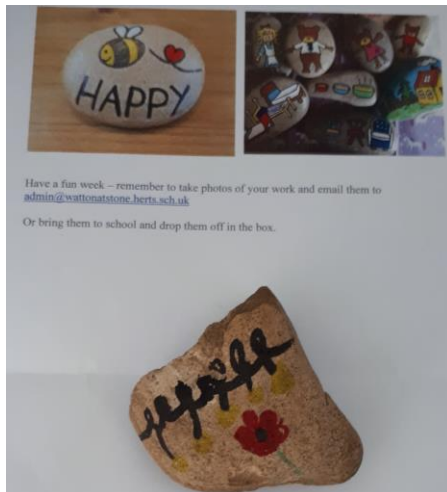
Watton at Stone Primary and Nursery School, Rectory Lane, Watton at Stone, Hertford, SG14 3SG <http://www.wattonatstone.herts.sch.uk>
Headteacher: Mrs N.Etienne Deputy Headteacher: Mrs S. Gill



Noah H (Rec)



Megan and William



Poppy S (Year 3)